



Government of Nepal
Ministry of Health and Population
Bharatpur Hospital
Bharatpur, Chitwan

056-597003

S.N.	Referer District Name	Patient id		Patient Name	Age			Citizenship Number	Disease Name	Amount Spent	Patient Picture
		New	Old		Female	Male	Other				
1	Makawanpur	157314		Asha Kumari yakha	34			0730-11-105/Dhankuta	Spinal Injuries	19,192.69	
2	Tanahun		130083	Babu Ram Kami		58		4575/Tanahu	Spinal Injuries	5,500.00	
3	Makawanpur	147932		Bal Bahadur Gole		55		1040/Makwanpur	Spinal Injuries	100,000.00	
4	Gorkha	156637		Bhakta Bahadur Gurung		81		57/Gorkha	Spinal Injuries	12,801.47	
5	Chitwan	155559		Bharat Bahadur Rana Magar		41		16866/262 Chitwn	Spinal Injuries	66,224.02	
6	Gorkha	163229		Bhim Bahadur Kuwar		25		44-03-74/00082 Gorkha	Spinal Injuries	99,529.67	
7	Nawalparasi East	171153		bhimlal kafle		72		82326	Spinal Injuries	8,524.28	
8	Gorkha	152688		Bhote Nepali		56		30397/Gorkha	Spinal Injuries	64,137.54	
9	Parsa		128010	Bijaya Prasad Mahato Tharu		34		09752426/Parsa	Spinal Injuries	6,208.59	
10	Chitwan	169919		CHET KUMARI BK	61			7/599	Spinal Injuries	38,135.95	
11	Chitwan	154056		Chinta Mani Kadel		54		5835/Chitwan	Spinal Injuries	56,102.16	
12	Makawanpur	143546		Dabal Sing Praja		36		31-01-74-13943	Spinal Injuries	561.9	
13	Chitwan	164318		Dal Bahadur Ghalan		53		2103/034-35	Spinal Injuries	55,609.45	

7-34



Government of Nepal
Ministry of Health and Population
Bharatpur Hospital
Bharatpur, Chitwan

056-597003

S.N.	Referer District Name	Patient id		Patient Name	Age			Citizenship Number	Disease Name	Amount Spent	Patient Picture
		New	Old		Female	Male	Other				
14	Lamjung	153909		dhan bahadur tamang		59		579	Spinal Injuries	76,699.72	
15	Makawanpur	160747		Ganga Maya Praja	56			313040/441 Makwanpur	Spinal Injuries	32,412.78	
16	Gorkha	144749		Hari Bahadur Sarki		68		684/Gorkha	Spinal Injuries	49,747.80	
17	Chitwan	170191		Hom Kanta Bhattarai		28		35-01-71-01140 Chitwan	Spinal Injuries	72,051.78	
18	Chitwan	162982		Jit Bahadur Gole		59		458/Makwanpur	Spinal Injuries	14,647.42	
19	Gorkha	163530		Juthi Maya Kumal	57			521/Gorkha	Spinal Injuries	55,510.98	
20	Makawanpur	146253		Jyoti Ghalan	36			311005/59272 Makwanpur	Spinal Injuries	26,614.10	
21	Makawanpur		141614	Jyoti Maya Praja	34			3016/12	Spinal Injuries	30,415.36	
22	Lamjung	146325		Kala Bhujel Gharti	43			42384/Lamjung	Spinal Injuries	3,500.00	
23	Chitwan	151620		Kamal Chepang		28		35-01-78-09726/Chitwan	Spinal Injuries	63,532.92	
24	Gorkha	145921		Kum Singh BK		53		100424/060 Gorkha	Spinal Injuries	12,610.28	
25	Sarlahi	152395		Lal Maya	54			853/Mahottari	Spinal Injuries	53,129.62	
26	Makawanpur	147583		Laxman Thing		32		313121/Makwanpur	Spinal Injuries	8,395.48	

7-56



Government of Nepal
Ministry of Health and Population
Bharatpur Hospital
Bharatpur, Chitwan

056-597003

S.N.	Referer District Name	Patient id		Patient Name	Age			Citizenship Number	Disease Name	Amount Spent	Patient Picture
		New	Old		Female	Male	Other				
27	Gorkha	171159		lila bahadur nepali		53		61022	Spinal Injuries	28,425.05	
28	Parsa	166197		maili tamangni	>75			1403	Spinal Injuries	42,642.18	
29	Arghakhanchi	158566		man bahadur nepali		47		5398/3630	Spinal Injuries	63,997.41	
30	Tanahun	153149		Man Lal Gurung		58		267/Tanahu	Spinal Injuries	59,504.14	
31	Gorkha		138859	Man Maya Gurung	62			136916/Gorkha	Spinal Injuries	3,000.00	
32	Nawalparasi West	160268		Manish BK		21		36-01-78-03874 Nawalparasi West	Spinal Injuries	41,505.57	
33	Chitwan	160267		Mina Adhikari	44			69081/Gorkha	Spinal Injuries	55,154.22	
34	Tanahun	165771		mukta bahadur gurung		63		1603	Spinal Injuries	62,380.87	
35	Makawanpur	142961		Pabitra Maya Praja	16				Spinal Injuries	91,439.62	
36	Gorkha	152390		Pal Bahadur Gurung		70		25/Gorkha	Spinal Injuries	9,191.90	
37	Chitwan	147169		Pampha Thapa	45			26-0177-7610 Dhading	Spinal Injuries	100,000.00	
38	Gorkha		164253	PARBATI SUBEDI	58			441045/576 Gorkha	Spinal Injuries	53,694.61	
39	Chitwan	156531		Prakash Nepali		32		35017202065	Spinal Injuries	60,090.55	

7-5h



Government of Nepal
Ministry of Health and Population
Bharatpur Hospital
Bharatpur, Chitwan

056-597003




S.N.	Referer District Name	Patient id		Patient Name	Age			Citizenship Number	Disease Name	Amount Spent	Patient Picture
		New	Old		Female	Male	Other				
40	Nawalparasi East	161367		Purna Maya Bote	28			362016/8621 Nawalparasi	Spinal Injuries	60,601.30	
41	Chitwan	152399		Pushma Bahadur Praja		44		2/044 Chitwan	Spinal Injuries	3,847.89	
42	Sarlahi	162210		Rakesh Kumar Yadav		27		19-01-71-04524 Sarlahi	Spinal Injuries	53,145.02	
43	Makawanpur	163101		Ram Maya Blon	34			313017/4-Makwanpur	Spinal Injuries	56,089.57	
44	Makawanpur	165745		rimkimaya ghyawa	25			31-17-75/00048	Spinal Injuries	76,145.48	
45	Chitwan	150989		Sabina Rumba	18				Spinal Injuries	60,363.25	
46	Chitwan	146735		Sabitri Bhusal	48			12368/Chitwan	Spinal Injuries	8,985.64	
47	Tanahun	151435		SAHILA GURUNG		>75		433031/28	Spinal Injuries	50,209.82	
48	Chitwan	142564		Sajan Mahato		39		1030/152 Chitwan	Spinal Injuries	26,204.94	
49	Gorkha	149933		Saraswati Thapa Sunar	30			441002/1386	Spinal Injuries	30,490.59	
50	Parsa	154428		Shiva Kumari Devi	58			09462115/Parsa	Spinal Injuries	84,606.97	
51	Tanahun	150877		Sujan Pariyar		36		431019/1296 Tanahu	Spinal Injuries	97,623.07	
52	Chitwan	171357		Suk Ram Darai		54		1539/034/ Chitwan	Spinal Injuries	5,385.30	

7-56



Government of Nepal
Ministry of Health and Population
Bharatpur Hospital
Bharatpur, Chitwan

056-597003

S.N.	Referer District Name	Patient id		Patient Name	Age			Citizenship Number	Disease Name	Amount Spent	Patient Picture
		New	Old		Female	Male	Other				
53	Chitwan	150382		Suraj Bhujel		25		35-02-78--004	Spinal Injuries	13,977.37	
54	Lamjung	153737		Tilak bahadur Pandit Chhetri		45		24855	Spinal Injuries	61,312.54	
55	Gorkha	155266		top bahadur khadka		46		99016	Spinal Injuries	66,894.76	

7-54